




# Ind-Swift Laboratories Limited

(A Recognised Export House)

Regd. Office : S.C.O. 850, Shivalik Enclave, NAC, Manimajra, Chandigarh - 160 101  
 Phones : ++ 91 - 172-2730503, 2730920, Fax + + 91 - 172 - 2730504, 2736294  
 E-mail : info@indswiftlabs.com Website : www.indswiftlabs.com  
 CIN No. L24232CH1995PLC015553



IND SWIFT LABORATORIES LTD.						
Regd Office : SCO 850, Shivalik Enclave, NAC Manimajra, Chandigarh-160101						
STATEMENT OF UNAUDITED FINANCIAL RESULTS FOR THE HALF YEAR & QTR ENDED 30TH, SEPT 2019						
CIN L24232CH1995PLC015553						
(Rs. In Lakhs)						
Particulars	STANDALONE					
	Quarter Ended 30.09.2019	Quarter Ended 30.06.2019	Quarter Ended 30.09.2018	Half Year Ended 30.09.2019	Half Year Ended 30.09.2018	Year Ended 31.03.2019
	Unaudited	Unaudited	Unaudited	Unaudited	Unaudited	Audited
<b>Income from Operations:</b>						
Revenue from operations	18960.87	18114.74	15755.41	37075.62	33631.44	72442.76
Other Income	652.11	470.91	1339.51	1123.02	1740.43	3746.35
<b>Total Revenue</b>	<b>19612.98</b>	<b>18585.65</b>	<b>17094.92</b>	<b>38198.63</b>	<b>35371.88</b>	<b>76189.12</b>
<b>EXPENSES:</b>	<b>9078.28</b>	<b>9322.50</b>	<b>10198.62</b>	<b>18400.77</b>	<b>21286.84</b>	<b>39196.76</b>
a Cost of Materials Consumed	0.00	0.00	0.00	0.00	33.35	33.35
b. Purchase of stock in Trade	1327.60	424.29	(2763.24)	1751.90	(5133.06)	(1868.19)
c. (Increase) /decrease in FG,WIP & stock in trade	2621.89	2256.67	2232.93	4878.56	4582.25	9549.68
d. Employee benefit	2467.87	2754.23	2248.90	5222.10	2728.91	8332.34
e. Finance Costs	2254.67	2258.32	2548.71	4512.98	5076.09	10404.77
f. Depreciation	3084.13	3208.37	3169.99	6292.50	6948.96	12436.00
g. Other expenditure	20834.44	20224.38	17635.91	41058.81	35523.34	78084.70
<b>TOTAL EXPENSES</b>	<b>(1221.45)</b>	<b>(1638.73)</b>	<b>(540.99)</b>	<b>(2860.18)</b>	<b>(151.46)</b>	<b>(1895.59)</b>
Profit(loss) before exceptional Items and Tax	0.00	0.00	(675.11)	0.00	(3062.87)	(8293.55)
Exceptional Items (Income) /loss	(1221.45)	(1638.73)	134.12	(2860.18)	2911.42	6397.96
<b>Profit(loss) before Tax (After exceptional items)</b>	<b>(1221.45)</b>	<b>(1638.73)</b>	<b>134.12</b>	<b>(2860.18)</b>	<b>2911.42</b>	<b>6397.96</b>
<b>Tax Expenses :-</b>	<b>0.00</b>	<b>0.00</b>	<b>0.00</b>	<b>0.00</b>	<b>0.00</b>	<b>0.00</b>
(1)Current Tax	40.49	0.00	0.00	40.49	0.00	335.40
(2)Income Tax Adjustment of Previous Years	0.00	0.00	0.00	0.00	0.00	1699.42
(3)Deferred Tax	(1261.95)	(1638.73)	134.12	(2900.67)	2911.42	4363.14
<b>Profit (+)/ Loss (-) for the period from continuing operations</b>	<b>0.00</b>	<b>0.00</b>	<b>0.00</b>	<b>0.00</b>	<b>0.00</b>	<b>0.00</b>
Profit (+)/ Loss (-) from discontinuing operations	0.00	0.00	0.00	0.00	0.00	0.00
Tax Expense of discounting operations	0.00	0.00	0.00	0.00	0.00	0.00
<b>Profit (+)/ Loss (-) from discontinuing operations(after Tax)</b>	<b>0.00</b>	<b>0.00</b>	<b>0.00</b>	<b>0.00</b>	<b>0.00</b>	<b>0.00</b>
<b>Net Profit /( Loss) for the period after tax &amp; Exceptional Items</b>	<b>(1261.95)</b>	<b>(1638.73)</b>	<b>134.12</b>	<b>(2900.67)</b>	<b>2911.42</b>	<b>4363.14</b>
<b>Other Comprehensive Income</b>	<b>0.00</b>	<b>0.00</b>	<b>0.00</b>	<b>0.00</b>	<b>0.00</b>	<b>0.00</b>
A) Items that will not be reclassified to P/L A/c	0.00	0.00	0.00	0.00	0.00	(44.22)
B) Items that will be reclassified into P/L A/c	0.00	0.00	0.00	0.00	0.00	(44.22)
<b>Other Comprehensive Income / Loss for the period , net of Tax</b>	<b>0.00</b>	<b>0.00</b>	<b>0.00</b>	<b>0.00</b>	<b>0.00</b>	<b>0.00</b>
<b>Total Comprehensive Income for the Period</b>	<b>(1261.95)</b>	<b>(1638.73)</b>	<b>134.12</b>	<b>(2900.67)</b>	<b>2911.42</b>	<b>4407.35</b>
<b>Paid up Equity Share Capital(Face Value of Rs. 10/- per Share)</b>	<b>4756.92</b>	<b>4756.92</b>	<b>4756.92</b>	<b>4756.92</b>	<b>4756.92</b>	<b>4756.92</b>
<b>Reserve excluding revaluation reserves</b>	<b>0.00</b>	<b>0.00</b>	<b>0.00</b>	<b>0.00</b>	<b>0.00</b>	<b>0.00</b>
<b>EPS (of Rs. 10/- each) (Not annualised)</b>	<b>(2.65)</b>	<b>(3.44)</b>	<b>0.29</b>	<b>(6.10)</b>	<b>6.34</b>	<b>9.43</b>
Basic	(2.65)	(3.44)	0.27	(6.10)	5.80	8.06
Diluted						



For IND SWIFT LABORATORIES LIMITED

*N.R. Munjal*  
 (N.R. Munjal)  
 Chairman and Managing Director

Place : Chandigarh  
 Date: 11-11-2019



# Ind-Swift LABORATORIES LIMITED

(A Recognised Export House)

Regd. Office : S.C.O. 850, Shivalik Enclave, NAC, Manimajra, Chandigarh - 160 101  
 Phones : ++ 91 - 172-2730503, 2730920, Fax + + 91 - 172 - 2730504, 2736294  
 E-mail : info@indswiftlabs.com Website : www.indswiftlabs.com  
 CIN No. L24232CH1995PLC015553



**IND SWIFT LABORATORIES LTD.** Rs. In Lacs  
**Statement of Assets & Liabilities as on 30th September , 2019**

PARTICULARS	Standalone	
	As at 30.09.2019 Unaudited	As at 31.03.2019 Audited
<b>ASSETS</b>		
<b>Non-current assets :</b>		
Property, Plant and Equipment	80655.67	83230.77
Capital work-in progress	1603.08	1261.79
Other Intangible assets	5093.37	6868.17
Intangible assets under development	728.34	725.53
Investment property	1235.38	1246.98
<b>Financial Assets</b>		
Investments		
- In subsidiaries and associates	1859.66	1859.66
- In Others	781.56	781.56
<b>Deferred tax assets (net)</b>	7882.16	7882.16
<b>Other non-current assets</b>	5705.25	5691.89
<b>Total Non-current assets</b>	<b>105,544.46</b>	<b>109,548.51</b>
<b>Current assets</b>		
(a) Inventories	31856.81	32919.04
(b) Financial Assets		
(i) Trade receivables	35295.70	33347.34
(ii) Cash and cash equivalents	985.99	2908.65
(c) Current Tax Assets (Net)		
(d) Other current assets	11234.81	11455.43
Assets held-for-sale / Assets included in disposal group(s) held-for-sale	137.82	171.49
<b>Total Current assets</b>	<b>79,511.12</b>	<b>80,801.95</b>
<b>Total Assets</b>	<b>185,055.58</b>	<b>190,350.47</b>
<b>EQUITY AND LIABILITIES</b>		
<b>Equity</b>		
(a) Equity Share capital	4828.82	4828.82
(b) Other Equity	52186.15	55088.09
<b>Total Equity</b>	<b>57,014.96</b>	<b>59,916.90</b>
<b>LIABILITIES</b>		
<b>Non-current liabilities</b>		
(a) Financial Liabilities		
(i) Borrowings	96612.85	96557.92
(b) Provisions	1434.09	1434.09
<b>Current liabilities</b>		
(a) Financial Liabilities		
(i) Borrowings	10889.75	9251.51
(ii) Trade payables	10013.98	11613.43
(b) Other current liabilities	9089.96	11576.62
(c) Provision	0.00	0.00
(d) Foreign Currency Translation	0.00	0.00
<b>Total liabilities</b>	<b>128,040.62</b>	<b>130,433.57</b>
<b>Total Equity &amp; Liabilities</b>	<b>185,055.58</b>	<b>190,350.47</b>





# Ind-Swift LABORATORIES LIMITED

(A Recognised Export House)

Regd. Office : S.C.O. 850, Shivalik Enclave, NAC, Manimajra, Chandigarh - 160 101  
 Phones : ++ 91 - 172-2730503, 2730920, Fax ++ 91 - 172 - 2730504, 2736294  
 E-mail : info@indswiftlabs.com Website : www.indswiftlabs.com  
 CIN No. L24232CH1995PLC015553



CASH FLOW STATEMENT	Standalone	
	(Rs. in Lacs) Half Year ended 30.09.2019	(Rs. in Lacs) Half Year ended 30.09.2018
<b>A. CASH FLOW FROM OPERATING ACTIVITIES</b>		
Net Profit before tax and Extra-Ordinary Items	(2860.18)	(151.46)
<b>ADJUSTMENTS FOR:</b>		
i) Depreciation	4512.98	5076.09
(ii) Exchange (profit)/loss	(251.64)	-
(iii) Previous year items	0.00	(3.90)
(iv) Interest on Term loans, NCDS, OCDs & FD	4887.04	3051.36
(v) Interest received	(39.84)	(166.20)
(vi) Provision for Doubtful Debts	0.00	0.00
(vii) Loss on sale of fixed assets	(1.17)	(10.62)
(viii) Income tax adj of previous years	(40.49)	0.00
(ix) Amortisation of Subsidy	(1.27)	(1.27)
(x) Dividend from subsidiary	0.00	(715.64)
(xi) Insurance claim on FLOP	0.00	0.00
<b>OPERATING PROFIT BEFORE WORKING CAPITAL CHANGES</b>	<b>6205.45</b>	<b>7078.35</b>
<b>ADJUSTMENTS FOR:</b>		
i) Trade & Other Receivables	(1750.20)	3935.65
ii) Inventories	1062.23	(3562.55)
iii) Loan & advances	207.27	(2547.15)
iv) Current Liabilities	(1870.42)	293.73
v) Working Capital Borrowing	1753.45	(20620.18)
vi) Income taxes (Including Advance Tax/TDS)	0.00	0.00
<b>Net Cash flow from operating Activities</b>	<b>(597.67)</b>	<b>(22500.50)</b>
	<b>5607.78</b>	<b>(15422.15)</b>
<b>B. CASH FLOW FROM INVESTING ACTIVITIES</b>		
i) Purchase of fixed Assets Tangible	(437.44)	(1055.61)
ii) Purchase of fixed Assets Intangible	(2.81)	(3.05)
iii) Sale of fixed assets	25.13	0.00
iv) (Purchase)/ Sale of Investments	0.00	0.00
(v) Dividend from subsidiary	0.00	715.64
vi) Interest Received	39.84	166.20
<b>Net Cash from investing activities</b>	<b>(375.28)</b>	<b>(176.82)</b>
<b>C. CASH FLOW FROM FINANCING ACTIVITIES</b>		
i) Repayment of Term Loans to Banks & Financial Institutions & FD	(3786.98)	(21182.29)
ii) Interest paid on Term Loans & FD	(3368.17)	(5031.64)
iii) ESOP contributions	0.00	51.99
iv) Proceeds from Term Loans From Banks & Financial Institutions	0.00	49994.07
<b>Net Cash flow from Financing Activities</b>	<b>(7155.15)</b>	<b>23832.12</b>
	<b>(1922.66)</b>	<b>8233.16</b>
<b>Net increase in Cash or Cash Equivalents</b>	<b>(1922.66)</b>	<b>8233.16</b>
Opening Cash & Cash Equivalents	2908.65	643.14
Closing Cash & Cash Equivalents	985.99	8876.30

Place: Chandigarh  
 Date: 11-11-2019



For Ind Swift Laboratories Limited

*N.R. Munjal*

N.R. Munjal  
 Chairman and Managing Director




# Ind-Swift LABORATORIES LIMITED

(A Recognised Export House)

Regd. Office : S.C.O. 850, Shivalik Enclave, NAC, Manimajra, Chandigarh - 160 101  
 Phones : ++ 91 - 172-2730503, 2730920, Fax + + 91 - 172 - 2730504, 2736294  
 E-mail : info@indswiftlabs.com Website : www.indswiftlabs.com  
 CIN No. L24232CH1995PLC015553



IND SWIFT LABORATORIES LTD.						
Regd Office : S.C.O. 850, Shivalik Enclave, NAC Manimajra, Chandigarh-160101						
STATEMENT OF UNAUDITED FINANCIAL RESULTS FOR THE HALF YEAR & QTR ENDED 30TH, SEPT 2019						
CIN L24232CH1995PLC015553						
	(Rs. In Lakhs)			(Rs. In Lakhs)		
	CONSOLIDATED					
Particulars	Quarter Ended 30.09.2019	Quarter Ended 30.06.2019	Quarter Ended 30.09.2018	Half Year Ended 30.09.2019	Half Year Ended 30.09.2018	Year Ended 31.03.2019
	Unaudited	Unaudited	Unaudited	Unaudited	Unaudited	Audited
<b>Income from Operations:</b>						
Revenue from operations	19158.04	18760.87	16719.10	37918.92	35231.04	75660.26
Other Income	652.11	470.91	1339.51	1123.02	1740.43	2737.88
<b>Total Revenue</b>	<b>19810.15</b>	<b>19231.78</b>	<b>18058.60</b>	<b>39041.93</b>	<b>36971.47</b>	<b>78398.14</b>
<b>EXPENSES:</b>						
a Cost of Materials Consumed	9223.26	9514.66	10817.76	18737.91	22027.01	41599.75
b.Purchase of stock in Trade	0.00	0.00	0.00	0.00	33.35	33.35
c.( Increase )/decrease in FG,WIP & stock in trade	1327.60	424.29	(2763.24)	1751.90	(5133.06)	(1868.19)
d. Employee benefit	2682.52	2294.94	2269.95	4977.46	4671.57	9753.87
e.Finance Costs	2467.87	2754.23	2248.90	5222.10	2728.91	8333.28
f. Depreciation	2254.67	2258.32	2548.71	4512.98	5076.09	10404.77
g. Other expenditure	3209.47	3370.09	3279.02	6579.56	7457.88	12962.02
<b>TOTAL EXPENSES</b>	<b>21165.38</b>	<b>20616.53</b>	<b>18401.09</b>	<b>41781.91</b>	<b>36861.75</b>	<b>81218.84</b>
<b>Profit/(loss) before exceptional Items and Tax</b>	<b>(1355.23)</b>	<b>(1384.75)</b>	<b>(342.49)</b>	<b>(2739.98)</b>	<b>109.72</b>	<b>(2820.71)</b>
Exceptional Items (Income) /loss	0.00	0.00	(675.11)	0.00	(3062.87)	(8293.55)
<b>Profit/(loss) before Tax (After exceptional items)</b>	<b>(1355.23)</b>	<b>(1384.75)</b>	<b>332.63</b>	<b>(2739.98)</b>	<b>3172.60</b>	<b>5472.85</b>
<b>Tax Expenses :-</b>						
(1)Current Tax	0.00	0.00	0.00	0.00	0.00	38.23
(2)Income Tax Adjustment of Previous Years	40.49	0.00	0.00	40.49	0.00	335.40
(3)Deferred Tax	0.00	0.00	0.00	0.00	0.00	1699.42
<b>Profit (+)/ Loss (-) for the period from continuing operations</b>	<b>(1395.72)</b>	<b>(1384.75)</b>	<b>332.63</b>	<b>(2780.47)</b>	<b>3172.60</b>	<b>3399.79</b>
Profit (+)/ Loss (-) from discontinuing operations	0.00	0.00	0.00	0.00	0.00	0.00
Tax Expense of discounting operations	0.00	0.00	0.00	0.00	0.00	0.00
<b>Profit (+)/ Loss (-) from discontinuing operations(after Tax)</b>	<b>0.00</b>	<b>0.00</b>	<b>0.00</b>	<b>0.00</b>	<b>0.00</b>	<b>0.00</b>
<b>Net Profit / ( Loss) for the period after tax &amp; Exceptional items)</b>	<b>(1395.72)</b>	<b>(1384.75)</b>	<b>332.63</b>	<b>(2780.47)</b>	<b>3172.60</b>	<b>3399.79</b>
<b>Other Comprehensive Income</b>						
A) Items that will not be reclassified to P/L A/c	0.00	0.00	0.00	0.00	0.00	0.00
B) Items that will be reclassified into P/L A/c	0.00	0.00	0.00	0.00	0.00	(44.22)
<b>Other Comprehensive Income / Loss for the period , net of Tax</b>	<b>0.00</b>	<b>0.00</b>	<b>0.00</b>	<b>0.00</b>	<b>0.00</b>	<b>(44.22)</b>
<b>Total Comprehensive Income for the Period</b>	<b>(1395.72)</b>	<b>(1384.75)</b>	<b>332.63</b>	<b>(2780.47)</b>	<b>3172.60</b>	<b>3444.00</b>
<b>Paid up Equity Share Capital(Face Value of Rs. 10/- per Share)</b>	<b>4756.92</b>	<b>4756.92</b>	<b>4756.92</b>	<b>4756.92</b>	<b>4756.92</b>	<b>4756.92</b>
<b>Reserve excluding revaluation reserves</b>						
<b>EPS (of Rs. 10/- each) (Not annualised)</b>						
Basic	(3.04)	(2.91)	0.72	(5.85)	6.90	7.37
Diluted	(3.04)	(2.91)	0.66	(5.85)	6.32	6.30



For IND SWIFT LABORATORIES LIMITED

*N.R. Munjal*

(N.R. Munjal)  
Chairman and Managing Director

Place : Chandigarh  
Date: 11-11-2019



# Ind-Swift LABORATORIES LIMITED

(A Recognised Export House)

Regd. Office : S.C.O. 850, Shivalik Enclave, NAC, Manimajra, Chandigarh - 160 101  
 Phones : ++ 91 - 172-2730503, 2730920, Fax ++ 91 - 172 - 2730504, 2736294  
 E-mail : info@indswiftlabs.com Website : www.indswiftlabs.com  
 CIN No. L24232CH1995PLC015553



**IND SWIFT LABORATORIES LTD.** Rs. In Lacs  
**Statement of Assets & Liabilities as on 30th September , 2019**

PARTICULARS	Consolidated	
	As at 30.09.2019 Unaudited	As at 31.03.2019 Audited
<b>ASSETS</b>		
<b>Non-current assets :</b>		
Property, Plant and Equipment	80655.67	83230.77
Capital work-in progress	1603.08	1261.79
Other Intangible assets	5114.49	6889.30
Intangible assets under development	728.34	725.53
Investment property	1235.38	1246.98
<b>Financial Assets</b>		
Investments		
- In subsidiaries and associates	413.13	522.78
- In Others	1345.63	1333.55
Deferred tax assets (net)	7882.16	7882.16
Other non-current assets	5707.94	5694.55
<b>Total Non-current assets</b>	<b>104,685.81</b>	<b>108,787.41</b>
<b>Current assets</b>		
(a) Inventories	31856.81	32919.04
(b) Financial Assets		
(i) Trade receivables	37492.28	35085.08
(ii) Cash and cash equivalents	1247.48	2996.80
(c) Current Tax Assets (Net)		
(d) Other current assets	11916.26	11508.93
Assets held-for-sale / Assets included in disposal group(s) held-for-sale	137.82	171.49
<b>Total Current assets</b>	<b>82,650.65</b>	<b>82,681.33</b>
<b>Total Assets</b>	<b>187,336.47</b>	<b>191,468.75</b>
<b>EQUITY AND LIABILITIES</b>		
<b>Equity</b>		
(a) Equity Share capital	4828.82	4828.82
(b) Other Equity	52281.25	55103.54
<b>Total Equity</b>	<b>57,110.06</b>	<b>59,932.35</b>
<b>LIABILITIES</b>		
<b>Non-current liabilities</b>		
(a) Financial Liabilities		
(i) Borrowings	96612.85	96557.92
(b) Provisions	1434.09	1434.09
<b>Current liabilities</b>		
(a) Financial Liabilities		
(i) Borrowings	10889.75	9251.51
(ii) Trade payables	11783.19	12711.28
(b) Other current liabilities	9010.26	11012.60
(c) Provision	0.00	31.41
(d) Foreign Currency Translation	496.27	537.59
<b>Total liabilities</b>	<b>130,226.40</b>	<b>131,536.39</b>
<b>Total Equity &amp; Liabilities</b>	<b>187,336.47</b>	<b>191,468.75</b>





# Ind-Swift LABORATORIES LIMITED

(A Recognised Export House)

Regd. Office : S.C.O. 850, Shivalik Enclave, NAC, Manimajra, Chandigarh - 160 101  
 Phones : ++ 91 - 172-2730503, 2730920, Fax + + 91 - 172 - 2730504, 2736294  
 E-mail : info@indswiftlabs.com Website : www.indswiftlabs.com  
 CIN No. L24232CH1995PLC015553



CASH FLOW STATEMENT	Consolidated	
	(Rs. in Lacs)	(Rs. in Lacs)
	Half Year ended 30.09.2019	Half Year ended 30.09.2018
<b>A. CASH FLOW FROM OPERATING ACTIVITIES</b>		
Net Profit before tax and Extra-Ordinary Items	(2739.98)	109.72
<b>ADJUSTMENTS FOR:</b>		
i) Depreciation	4512.98	5076.09
(ii) Exchange (profit)/loss	(251.64)	(12.91)
(iii) Previous year items	0.00	(3.90)
(iv) Interest on Term loans, NCDS, OCDs & FD	4887.04	3051.36
(v) Interest received	(39.84)	(166.20)
(vi) Provision for Doubtful Debts	0.00	0.00
(vii) Loss on sale of fixed assets	(1.17)	(10.62)
(viii) Income tax adj of previous years	(40.49)	0.00
(ix) Amortisation of Subsidy	(1.27)	(1.27)
(x) Dividend from subsidiary	0.00	0.00
(xi) Insurance claim on FLOP	0.00	0.00
<b>OPERATING PROFIT BEFORE WORKING CAPITAL CHANGES</b>	<b>6325.65</b>	<b>8042.27</b>
<b>ADJUSTMENTS FOR:</b>		
i) Trade & Other Receivables	(2407.21)	3420.17
ii) Inventories	1062.23	(3562.55)
iii) Loan & advances	207.27	(2547.15)
iv) Current Liabilities	(1160.28)	560.94
v) Working Capital Borrowing	1753.45	(20620.18)
vi) Income taxes (Including Advance Tax/TDS)	0.00	0.00
<b>Net Cash flow from operating Activities</b>	<b>5781.12</b>	<b>(14706.51)</b>
<b>B. CASH FLOW FROM INVESTING ACTIVITIES</b>		
i) Purchase of fixed Assets Tangible	(437.44)	(1055.61)
ii) Purchase of fixed Assets Intangible	(2.81)	(3.05)
iii) Sale of fixed assets	25.13	0.00
iv) (Purchase)/ Sale of Investments	0.00	0.00
(v) Dividend from subsidiary	0.00	0.00
vi) Interest Received	39.84	166.20
<b>Net Cash from investing activities</b>	<b>(375.28)</b>	<b>(892.46)</b>
<b>C. CASH FLOW FROM FINANCING ACTIVITIES</b>		
i) Repayment of Term Loans to Banks & Financial Institutions & FD	(3786.98)	(21182.29)
ii) Interest paid on Term Loans & FD	(3368.17)	(5031.64)
iii) ESOP contributions	0.00	51.99
iv) Proceeds from Term Loans From Banks & Financial Institutions	0.00	49994.07
<b>Net Cash flow from Financing Activities</b>	<b>(7155.15)</b>	<b>23832.12</b>
	<b>(1749.32)</b>	<b>8233.16</b>
<b>Net increase in Cash or Cash Equivalents</b>	<b>(1749.32)</b>	<b>8233.16</b>
Opening Cash & Cash Equivalents	2996.80	944.73
Closing Cash & Cash Equivalents	1247.48	9177.89

Place: Chandigarh  
 Date: 11-11-2019



For Ind Swift Laboratories Limited

*N.R. Munjal*

**N.R. Munjal**  
 Chairman and Managing Director





# Ind-Swift LABORATORIES LIMITED

(A Recognised Export House)

Regd. Office : S.C.O. 850, Shivalik Enclave, NAC, Manimajra, Chandigarh - 160 101  
 Phones : ++ 91 - 172-2730503, 2730920, Fax + + 91 - 172 - 2730504, 2736294  
 E-mail : info@indswiftlabs.com Website : www.indswiftlabs.com  
 CIN No. L24232CH1995PLC015553



Notes:-	
1. The above is an extract of the detailed format of the standalone and consolidated financial results for the quarter and half year ended 30th Sept, 2019 filed with the stock exchanges under Regulation 33 of the SEBI (Listing Obligations and Disclosure Requirements) Regulations, 2015. The full format of the standalone and consolidated Financial Results for the quarter ended 30th September, 2019 are available on the Stock Exchange websites, www.bseindia.com and www.nseindia.com and on the Company's website www.indswiftlabs.com	
2. Company has achieved standalone EBITDA of Rs. 33.57 crore in this quarter as compared to EBITDA of Rs. 33.46 crore in corresponding quarter of last year.	
3. The Company has adopted Ind AS 116 on "Leases" with effect from April 1, 2019, applied all contracts of leases existing on April 1, 2019 by using modified retrospective approach and accordingly, comparative information for the year ended March 31, 2019 has not been restated. The Company has recognised and measured the Right-of-Use (ROU) asset and the lease liability on the remaining lease period and payments discounted using the incremental borrowing rate as at the date of initial application. The effect of adoption of Ind AS 116 on the results and earnings per share for the Quarter and half year ended 30th September, 2019 is not material.	
4. In terms of Regulation 32(1) of the SEBI (LODR) Regulations, the funds raised through NCDs and ODCS issue, have been fully utilised for the specific purpose for which the funds were raised and there is no deviation(s) or variation(s) of utilisation of funds thereon. The Company has created security on the listed NCD.	
5. No adjustment has been made in respect of Deferred Taxes as per Ind-AS 12, as the same would be provided at year end.	
6. The previous period figures have been re-grouped, re-arranged and reinstated wherever necessary.	
7. The Company is exclusively in the Pharmaceutical Business segment.	
8. Additional disclosures as per regulation 52(4) and other regulation of SEBI (Listing Obligations and Disclosure Requirements) Regulation, 2015 are as follows :	
A. Credit Rating and change in credit rating (if any)	The Non Convertible Debentures issued by the company are rated C Stable by care rating
B. Assets cover available, in case of NCD	1.38 times of total liability of outstanding NCDs as on 30 <sup>th</sup> September, 2019. The nature of security is first pari passu charge over the entire fixed assets (both present and future).
C. Previous due date for payment of interest/repayment of principal of non convertible debt securities and same has been paid or not	Previous due date for payment of interest was 31 <sup>st</sup> October, 2019 and the same has been paid within the due date. Principal payment is yet to be started.
D. Next due date for payment of interest /principal of non convertible debt securities payable and optionally convertible debentures and redemption	The interest on NCD/ODC is due on 30th November, 2019. Principal payment of debt securities is yet to be started.
E. Debt-Equity Ratio	3.37
F. Debt Service Coverage Ratio	1.04
G. Interest Service Coverage Ratio	1.39
H. Debenture Redemption Reserve	Not Required
I. Net Worth (Rs. In lacs) :	32963.29
J Paid up Capital (Rs. In lacs) :	4828.82
9. The above standalone and consolidated results have been reviewed by the Audit Committee and approved by the Board of Directors at their respective Meetings held on 11th Nov, 2019.	
 For IND SWIFT LABORATORIES LIMITED  (N.R. Munjal) Chairman and Managing Director	