



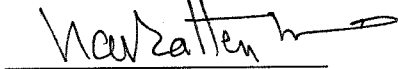



Ind-Swift LABORATORIES LIMITED

(A Recognised Export House)

Regd. Office : S.C.O. 850, Shivalik Enclave, NAC, Manimajra, Chandigarh - 160 101
Phones : ++ 91 - 172-2730503, 2730920, Fax ++ 91 - 172 - 2730504, 2736294
E-mail : info@indswiftlabs.com Website : www.indswiftlabs.com
CIN No. L24232CH1995PLC015553



FORM-A (For Audit Report with unmodified opinion)

1.	Name of the Company	Ind Swift Laboratories Limited
2.	Annual Financial Statements for the year ended	31 st March, 2016
3.	Type of Audit observation	Unmodified
4.	Frequency of Observation	Not Applicable
5.	To be signed by:	
	<ul style="list-style-type: none">CEO/Managing Director	 N R Munjal
	<ul style="list-style-type: none">Chief Financial Officer	 N K Bansal
	<ul style="list-style-type: none">Auditor of the Company	 S C Pathak
	<ul style="list-style-type: none">Audit Committee Chairman	 K M S Nambiar

DATE : 25th MAY, 2016

PLACE : Chandigarh

IND SWIFT LABORATORIES LTD.

Regd Office : SCO 850, Shivalik Enclave, NAC Manimajra, Chandigarh-160 101
AUDITED FINANCIAL RESULTS FOR THE YEAR/QUARTER ENDED 31ST, March 2016
CIN L24232CH1995PLC015553

(Rs. In Lacs)

Particulars	Standalone				Consolidated		
	Quarter Ended 31.03.2016	Quarter Ended 31.12.2015	Quarter Ended 31.03.2015	Year Ended 31.03.2016	Year Ended 31.03.2015	Year Ended 31.03.2016	Year Ended 31.03.2015
	Audited	Unaudited	Audited	Audited	Audited	Audited	Audited
1 Income from Operations:							
(a) Net Sales/Incomes from Operations	15771.83	15041.37	14672.63	63874.40	64573.67	65324.91	66045.23
(b) Other Operating Income	374.95	397.34	1175.32	1418.47	2225.40	1418.72	2225.40
Total Net Sales / Operating Income	16146.78	15438.71	15847.95	65292.86	66799.06	66743.63	68270.63
EXPENSES:							
a Cost of Materials Consumed	7745.09	7853.14	7960.08	33753.87	33869.61	34625.52	34754.00
b Purchase of stock in Trade	189.38	221.95	77.86	582.63	4568.89	582.63	4568.89
c. (Increase)/decrease in FG,WIP & stock in trade	(928.05)	33.26	84.89	91.08	1409.13	91.08	1409.13
d. Staff cost	1856.48	1624.38	1562.44	6482.41	5228.63	6684.73	5472.85
e. Depreciation	2102.52	2140.08	3265.00	8474.88	8429.01	8474.88	8429.01
f. Other expenditure	3442.20	2898.01	4046.54	12175.59	10774.72	12493.80	11124.19
2 TOTAL EXPENSES	14407.60	14770.83	16996.82	61560.44	64279.99	62952.63	65758.07
3 Profit(loss) from Operations before Other Income, finance cost & Exceptional Items	1739.18	667.87	(1148.86)	3732.42	2519.07	3791.00	2512.56
4 Misc Income	0.00	0.00	0.00	0.00	0.00	0.00	0.00
5 Profit(Loss) before Interest & Exceptional Items	1739.18	667.87	(1148.86)	3732.42	2519.07	3791.00	2512.56
6 Interest	3159.78	2447.90	3131.07	10800.55	11918.78	10801.37	11918.78
7 Forex Fluctuation Expenditure/(income)	554.72	(48.98)	68.14	(159.77)	(190.12)	(159.77)	(190.12)
9 Profit(Loss) after Interest but before Exceptional Items	(1975.33)	(1731.04)	(4348.08)	(6908.36)	(9209.59)	(6850.61)	(9216.10)
10 Exceptional Items	1405.26	0.00	5118.95	1405.26	5118.95	1405.26	5118.95
11 Profit (+)/ Loss (-) from Ordinary Activities before tax	(3380.59)	(1731.04)	(9467.03)	(8313.62)	(14328.54)	(8255.87)	(14335.05)
12 Provision for taxation	0.00	0.00	0.00	0.00	0.00	0.00	13.91
Income Tax adjustment of Previous Year	0.00	0.00	0.96	0.00	(34.81)	0.00	(36.61)
Mat Credit Entitlement	0.00	0.00	0.00	0.00	0.00	0.00	0.00
Provision for deferred Tax	(2427.51)	0.00	(2377.40)	(2427.51)	(2377.40)	(2427.51)	(2377.40)
Net Profit / (Loss) for the period after Tax	(953.08)	(1731.04)	(7090.59)	(5886.11)	(11916.34)	(5828.36)	(11934.96)
Provision for dividend on Equity Shares							
Provision for Equity dividend Tax							
Transfer to General reserve							
Retained Profit / (Loss)	(953.08)	(1731.04)	(7090.59)	(5886.11)	(11916.34)	(5828.36)	(11934.96)
Paid up Equity Share Capital(Face Value of Rs. 10/- per Share)	4096.32	4096.32	4096.32	4096.32	4096.32	4096.32	4096.32
Reserve excluding revaluation reserves				18887.80	23186.09	23476.48	23476.48
EPS (of Rs. 10/- each) (Not annualised)							
Basic	(2.33)	(4.23)	(17.31)	(14.37)	(29.09)	(14.27)	(29.14)
Diluted	(2.33)	(4.23)	(17.31)	(14.37)	(29.09)	(14.27)	(29.14)

Notes: -

- Under the provisions of Companies Act, 1956, the Company has got its Fixed Deposit Scheme restructured vide order no. C.P 27/01/2013 dated 30.09.2013 through Hon'ble Company Law Board. The Company has been granted extension of time in repayment of these deposits. Few of the FD holders have however approached the courts for repayment of their Fixed Deposits.
- The figures for the quarter ending 31.03.2016 and 31.03.2015 are the balancing figures between audited figures in respect of full financial year and the un-audited year-to-date figures up to 31st December, 2016 and 31st December, 2015 respectively being the dates of the end of third quarters of the relevant Financial years which were subjected to limited review.
- The above results have been reviewed by the Audit Committee and approved by the Board of Directors at their respective Meetings held on 25th May 2016.
- The previous period figures have been re-grouped and re-arranged wherever necessary.
- The Company is exclusively in the Pharmaceutical Business segment.

For Ind Swift Laboratories Ltd.

N.R. Munjal

N.R. Munjal

Vice Chairman Cum M.D

Place : Chandigarh

Date : 25.05.2016

STATEMENT OF ASSETS AND LIABILITIES

Rs. In Lacs

PARTICULARS	As at	As at	As at	As at
	31.03.2016	31.03.2015	31.03.2016	31.03.2015
	Standalone		Consolidation	
I. EQUITY AND LIABILITIES				
(1) Shareholders' Funds				
a) Share Capital	4168.22	4168.22	4168.22	4168.22
b) Reserves & Surplus	47300.54	55067.25	47574.29	55317.20
(3) Non-current liabilities				
(a) Long-term borrowings	74632.82	81613.83	74632.82	81613.83
(4) Current Liabilities				
(a) Short term Borrowings	50365.69	45004.70	50365.69	45004.70
(b) Trade Payables	12945.07	12973.83	13243.38	13410.53
(c) Other current liabilities	31608.87	24999.36	31459.69	24866.68
(d) Short term Provisions	0.00	0.00	12.32	0.04
	221021.21	223827.19	221456.40	224381.20
II. ASSETS				
Non-Current Assets				
(1) (a) Fixed Assets				
(i) Tangible Assets	87969.48	88371.29	87969.48	88371.29
(ii) Intangible Assets	21575.98	23066.81	21597.16	23087.99
(iii) Capital work in Progress (Tangible)	6588.12	9340.52	6588.12	9340.52
(iv) Capital work in Progress (Intangible)	1258.48	1942.98	1258.48	1942.98
(v) Assets held for disposal	306.25	222.26	306.25	222.26
Net Block	117698.31	122943.86	117719.49	122965.05
(b) Non-Current investment	2637.66	2633.16	1763.17	1752.20
(c) Defferred Tax Assets(Net)	2908.57	481.06	2908.57	481.06
(d) Long-term loans & advances	6892.13	7197.17	6895.54	7200.41
(2) Current assets				
(a) Inventories	35601.73	34830.69	35601.73	34830.69
(b) Trade receivables	35881.93	37490.01	37244.62	38903.71
(c) Cash and cash equivalents	2142.88	1847.73	2257.75	1983.68
(d) Short-term loans and advances	17257.99	16403.52	17531.55	16650.66
(e) Foreign Currency Translation	0.00	0.00	(466.04)	(386.26)
	221,021.21	223,827.19	221,456.40	224,381.20

For Ind Swift Laboratories Ltd.



N.R. Munjal

Vice Chairman Cum M.D

Place : Chandigarh

Date : 25.05.2016